

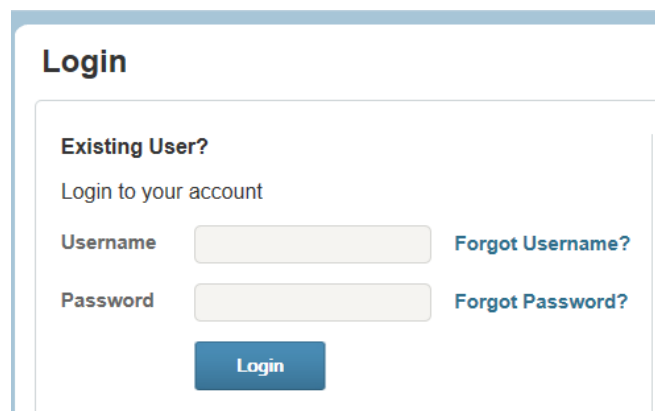
Direct deposit will help you receive your reimbursement sooner!

Using a Flexible Spending Account (FSA) or Health Reimbursement Arrangement (HRA) is a great way to stretch your benefit dollars. Direct deposit is a fast, easy and secure way to receive reimbursements of qualifying out-of-pocket medical expenses.

Once your claim is filed and processed, the reimbursement will be automatically deposited in your bank account. You will receive a notification of the amount deposited. No more special trips to the bank. Simple as that!

Signing up for direct deposit is easy – just follow these step-by-step instructions.


1. Navigate to the [Infinisource login page](#).
2. Enter your Username and Password. First time users will login using lower case first initial, last name and last four digits of your Social Security Number as both Username and Password.



The screenshot shows a web form titled "Login". Below the title is the heading "Existing User?" followed by the instruction "Login to your account". There are two input fields: "Username" and "Password". To the right of the "Username" field is a link "Forgot Username?". To the right of the "Password" field is a link "Forgot Password?". Below the input fields is a blue button labeled "Login".



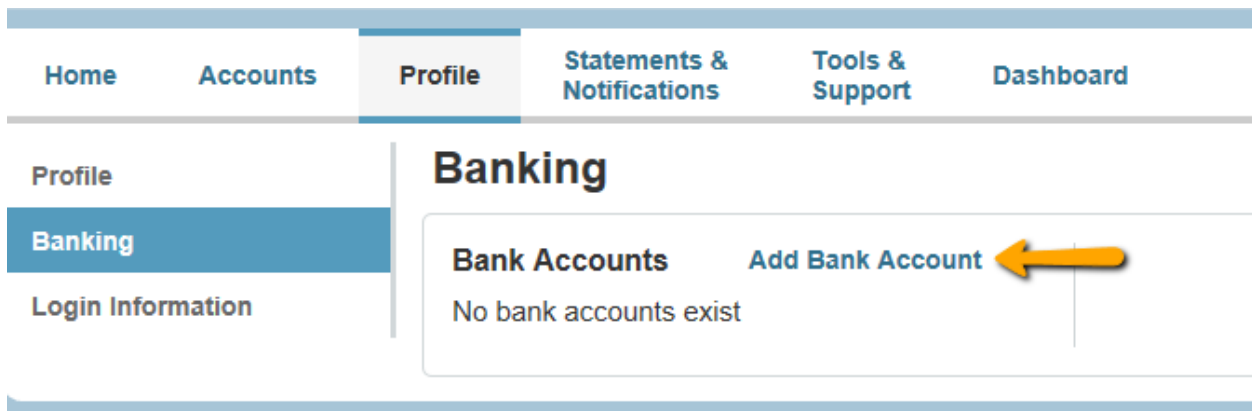
3. On the **Home Page**, under **Profile**, click **Banking** in the left menu.



Profile / Profile Summary

Profile Sample Company 123 North Street Coldwater, MI 49036	Update Profile	Dependents Mary Company Birth Date: 1/25/1980 Student: Yes View / Update	Add Dependent
Gender Unspecified	Marital Status Unspecified	Beneficiaries No beneficiaries	
Consumer Communication ID 0000532116			

4. Click **Add Bank Account**.

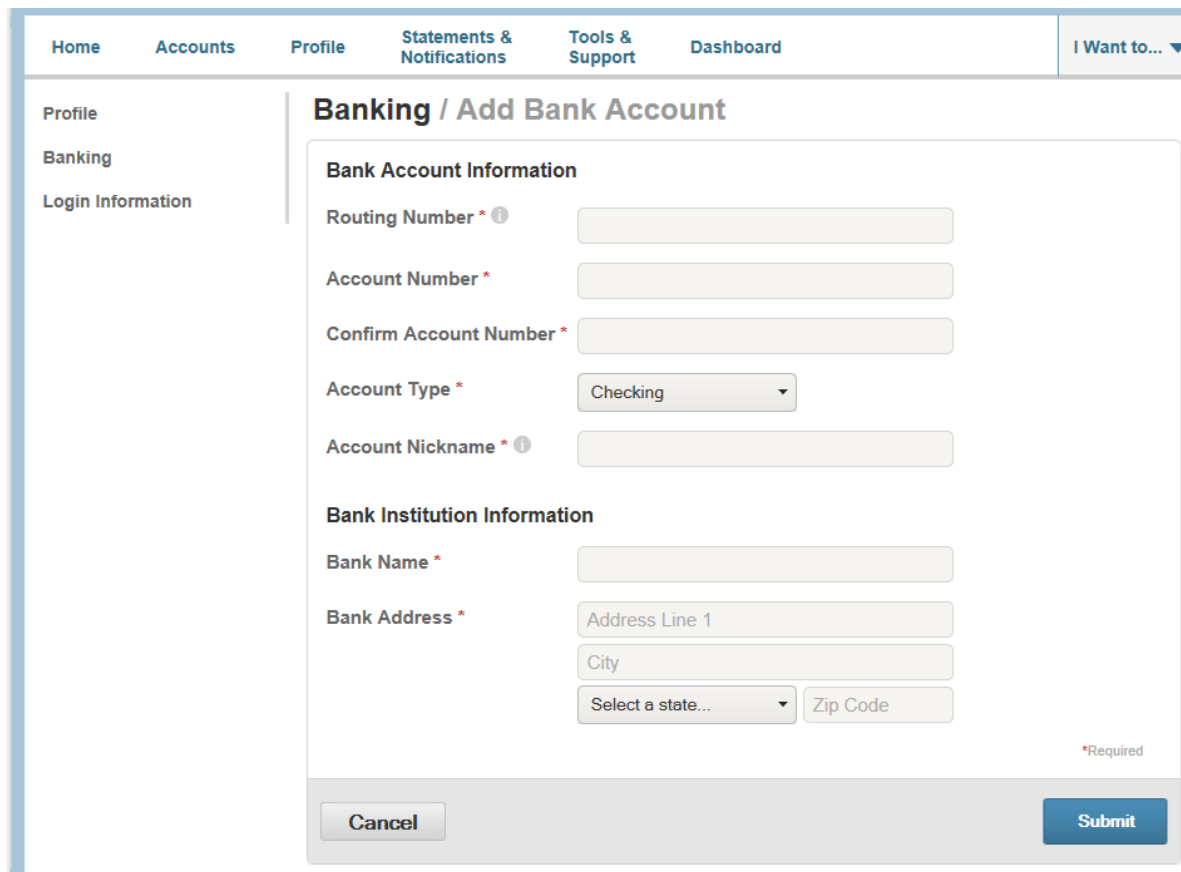


Banking

Bank Accounts **Add Bank Account**

No bank accounts exist





5. **Submit** your banking information and begin receiving claim funds quickly through direct deposit.

Remember, you can now **go mobile** by using your smart phone to access:

- FSA Account balances
- Submit claims for reimbursement
- Send receipts using a mobile device's camera
- Configure alerts via text message



Easily check information now using an iPhone, iPod Touch, iPad or Android-powered device.

